

Activity this quarter:

5,819

Calls

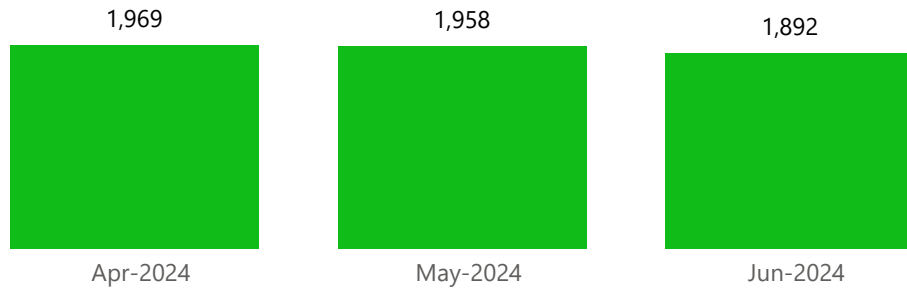
1,447

Unique users

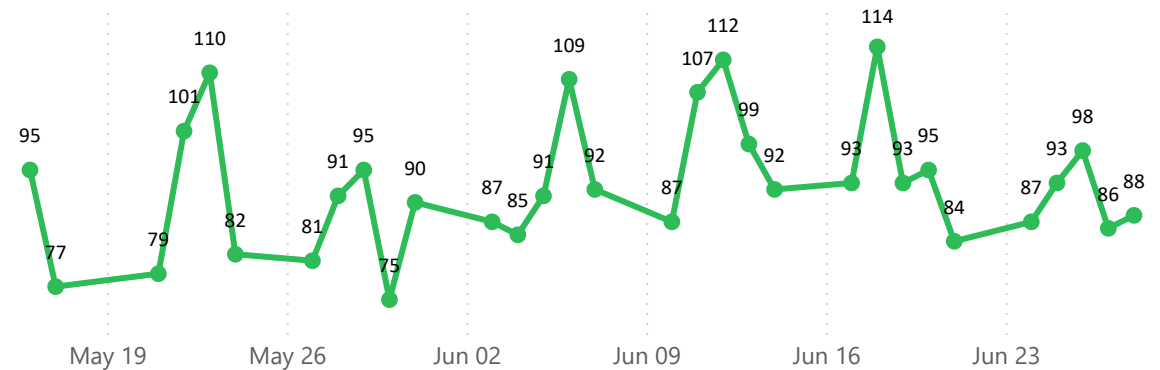
51

Specialties requested

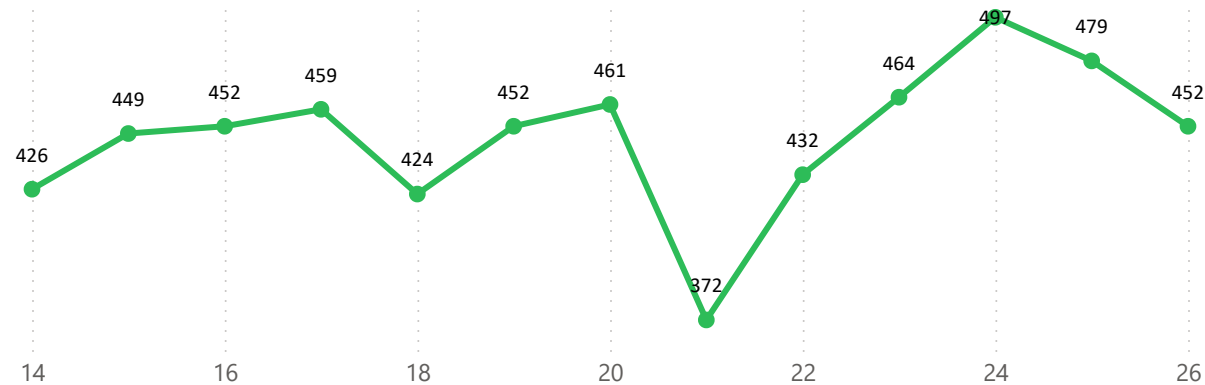
Specialist Link call volume (monthly overview)



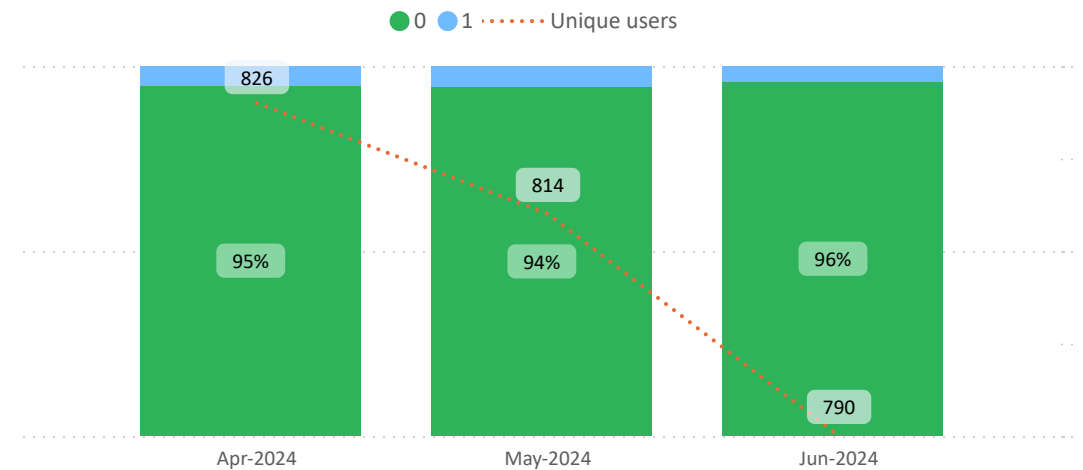
Specialist Link call volume (daily overview)



Specialist Link call volume (weekly overview)



% of calls made through the phone line "0" vs web-based connection "1"



**Call volume (calls):** the number of advice requests submitted either through the phone line or the website.  
**Unique users:** the number of unique users who submitted at least one advice request through the website during the selected date range.  
**Specialties requested:** the number of specialties to which at least one advice request was submitted during the selected date range.



# Specialist Link program

[specialistlink.ca](http://specialistlink.ca)

# Call volume metrics

Quarterly report

Quarter 1

24-25

## Community specialty services

Specialty	Apr-2024	May-2024	Jun-2024	Total
Breastfeeding IBCLC	2	2	2	6
Refugee Health	3		1	4
Sports Medicine	20	28	27	75
<b>Total</b>	<b>25</b>	<b>30</b>	<b>30</b>	<b>85</b>

## Department of Medicine

Specialty	Apr-2024	May-2024	Jun-2024	Total
Clinical Pharmacology	7	8	2	17
COVID	1	4	3	8
Dermatology	34	49	52	135
Endocrinology	141	143	145	429
Gastroenterology	85	67	94	246
General Internal Medicine	64	60	59	183
Geriatric Medicine	16	16	20	52
Hematology	174	171	170	515
Hepatology	67	54	55	176
Infectious Disease	141	138	120	399
Nephrology	53	53	52	158
OB Internal Medicine	22	26	20	68
Respirology	52	42	40	134
Rheumatology	82	91	68	241
Thrombosis	53	80	60	193
Transgender Health	2	2	3	7
Wound Care	4	3	1	8
<b>Total</b>	<b>998</b>	<b>1,007</b>	<b>964</b>	<b>2,969</b>

## Department of Cardiac Sciences & Anesthesiology

Specialty	Apr-2024	May-2024	Jun-2024	Total
Anesthesiology	3			3
Cardiac Electrophysiology	16	14	15	45
Cardiac Surgery	2	4	1	7
Congestive Heart Failure	9	2	6	17
General Cardiology	67	60	55	182
<b>Total</b>	<b>97</b>	<b>80</b>	<b>77</b>	<b>254</b>

## Department of Neurosciences & Psychiatry

Specialty	Apr-2024	May-2024	Jun-2024	Total
Addiction Medicine	12	20	10	42
Adult Psychiatry	63	70	57	190
Child & Adolescent Psychiatry	22	28	15	65
Geriatric Psychiatry	14	16	12	42
Neurology	117	105	117	339
<b>Total</b>	<b>228</b>	<b>239</b>	<b>211</b>	<b>678</b>

## Department of Oncology

Specialty	Apr-2024	May-2024	Jun-2024	Total
Medical Oncology	17	14	13	44
Radiation Oncology		2		2
<b>Total</b>	<b>17</b>	<b>16</b>	<b>13</b>	<b>46</b>



# Specialist Link program

[specialistlink.ca](http://specialistlink.ca)

# Call volume metrics

Quarterly report

Quarter 1

24-25

## Department of Pediatrics

Specialty	Apr-2024	May-2024	Jun-2024	Total
Community Pediatrician	73	79	80	<b>232</b>
<b>Total</b>	<b>73</b>	<b>79</b>	<b>80</b>	<b>232</b>

## Obstetrics & gynecology

Updated Specialty	Apr-2024	May-2024	Jun-2024	Total
Child & Adolescent Gynecology	2	4	5	<b>11</b>
Gynecology	127	106	98	<b>331</b>
Maternal Fetal Medicine	13	9	13	<b>35</b>
Obstetrics	34	35	46	<b>115</b>
<b>Total</b>	<b>176</b>	<b>154</b>	<b>162</b>	<b>492</b>

## Other specialty services

Specialty	Apr-2024	May-2024	Jun-2024	Total
Chronic Pain	23	22	24	<b>69</b>
Palliative Care	3	8	14	<b>25</b>
<b>Total</b>	<b>26</b>	<b>30</b>	<b>38</b>	<b>94</b>

**NOTE:** Obstetrics & gynecology specialty was separated into two distinct specialties, namely: Obstetrics, and Gynecology on January 9, 2024.

## Surgery

Specialty	Apr-2024	May-2024	Jun-2024	Total
Colorectal Surgery	3	3	1	<b>7</b>
Endocrine Surgery		2	1	<b>3</b>
General Surgery	8	20	16	<b>44</b>
Orthopaedic Surgery	120	133	129	<b>382</b>
Otolaryngology	56	54	49	<b>159</b>
Pediatric Otolaryngology	8	5	11	<b>24</b>
Pediatric Urology	2	9	8	<b>19</b>
Podiatric Surgery	11	6	12	<b>29</b>
Surgical Oncology	9	5	3	<b>17</b>
Urology	75	54	55	<b>184</b>
Vascular Surgery	32	24	28	<b>84</b>
<b>Total</b>	<b>324</b>	<b>315</b>	<b>313</b>	<b>952</b>