

Alberta Find a Doctor by the numbers

2023-24 REPORT

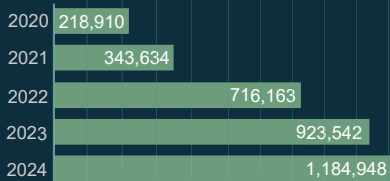
Visits top 1 million for first time as Albertans struggle to find family doctors, nurse practitioners taking new patients

WEBSITE VISITS:

 **1,184,948** +28%

April 2023 to March 2024, compared to 923,542 in 2022-23

Visits, by year:



Total visits since 2019: 3,387,197

Location | Visitors | % change

South | **34,694** | **+12%**
 Calgary | **329,456** | **+45%**
 Central | **71,537** | **+127%**
 Edm | **278,294** | **+52%**
 North | **38,700** | **+68%**

Note: 81% visitors from Alberta; 8.4% B.C., 2.9% Ontario

Number of users

761,077 +41%
 (540,820 in 2022-23)

Users since 2019

2,186,768

Gender

60% ♀

PROFILE:

Age | Percentage

18-24 | **18%**
 25-34 | **28%**
 35-44 | **20%**
 45-54 | **17%**
 55-64 | **11%**
 65+ | **7%**

ABOUT US:

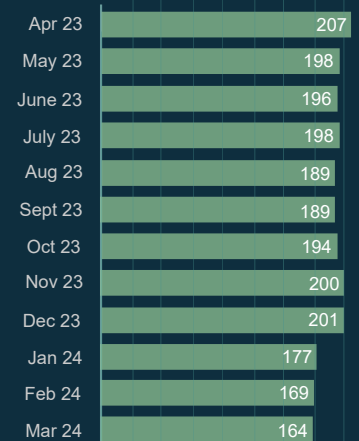
albertafindadoctor.ca was launched in April 2019 to make it easier for Albertans to find a family doctor, nurse practitioner, clinic or team. It is a partnership between Alberta's Primary Care Networks and Alberta Health Services.



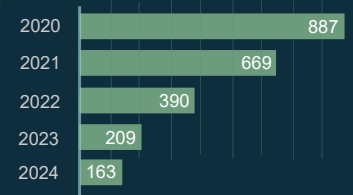
DOCTORS TAKING NEW PATIENTS:

 **163*** -20%

Accepting, by month:



By year:



By health zone*:

South | **11** | **+57%**
 Calgary | **47** | **-39%**
 Central | **19** | **-42%**
 Edm | **31** | **-21%**
 North | **55** | **+3%**

Number of doctors taking new patients as of April 15, 2024.

NURSE PRACTITIONERS TAKING NEW PATIENTS:

 **4/61** (3 in Calgary, 1 in Central)

Statistics quoted are from April 1, 2023 to March 31, 2024.

> Find your doctor at:
albertafindadoctor.ca